



## Floor Standing Network Cabinet (Glass Door)



### Feature:

- Toughened glass front door with spring lock, steel rear door with round lock.
- 19" standard installation, achieve the international standard for the installation of the versatility of the parts, door interchangeability.
- Removable side panels, easy to install and maintain.
- Assembled frame structure, assembled and disassembled shipment, maximize saving shipping costs.
- Various optional accessories, convenient and fast installation, efficient cabinet buying kit.
- Adjustable feet and heavy duty castors are available at the same time, convenient to move or fix.
- Several lockable cable entries on top cover and bottom panel. Front rear door and side panel easy to install and remove, bottom ventilation and rat proof.
- Various optional dimensions and structures according to customer requirements.

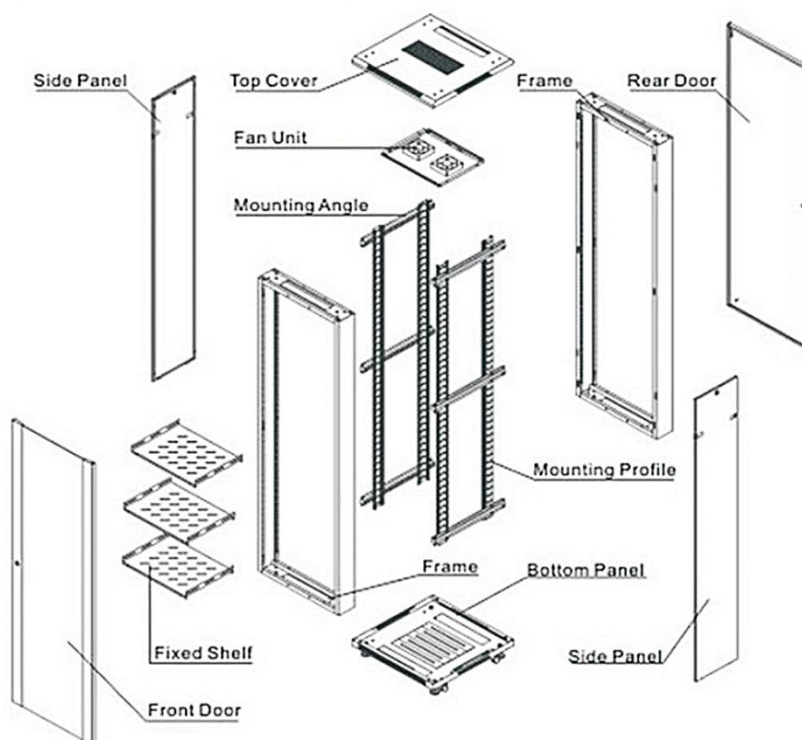
### Physical Characteristics (Overall)

Bolein floor standing network cabinet (glass door)	
Main Material	SPCC cold rolled steel
Thickness	Mounting profile 2.0mm, mounting angle 1.5mm, others 1.2mm
Surface Finish	Degreasing, pickling, phosphoric, powder coated
Degree of Protection	IP20
Loading Capacity	Static loading: 800KG
Color	Black RAL9004, Grey RAL7035

### Product Details



### Installation in Structure



**Main Parts**

S/N	Description	Quantity	Unit	Material	Surface finish	Remark
1	Top cover	1	Piece	SPCC cold rolled steel 1.2	Powder coated	—
2	Frame	2	Piece	SPCC Cold rolled steel 1.5	Powder coated	—
3	Front door	1	Piece	5MM Toughened glass	Powder coated	—
4	Side panel	2	Piece	SPCC Cold rolled steel 1.2	Powder coated	Steel door
5	Rear door	1	Piece	SPCC Cold rolled steel 1.2	Powder coated	Steel door
6	Bottom panel	1	Piece	SPCC Cold rolled steel 1.2	Powder coated	—
7	Mounting angle	4/6	Piece	SPCC Cold rolled steel 1.5	Powder coated	4pcs for lower 27U
8	Mounting profile	4	Piece	SPCC Cold rolled steel 2.0	Powder coated	—
9	Spacer	8/12	Piece	SPCC Cold rolled steel 1.2	Powder coated	For 800mm width cabinet only
10	M6 screw	20/40	Set	—	—	40pcs for over 32U
11	Spring lock	1	Piece	—	—	With 2 keys
12	Round lock	1	Piece	—	—	With 2 keys
13	2.0" heavy duty castor	4	Piece	—	—	—
14	Adjustable feet	4	Piece	—	—	—
15	Allen wench	1	Piece	—	—	—

Remark: width 800mm and above 32U Cabinets with 12 spacer, lower 32U with 8 spacer

**Dimension**

Part NO.	Capacity(U)	Width(mm)	Depth(mm)	Height(mm)
BLFS-6609	9U	600	600	589
BLFS-6612	12U		600	722
BLFS-6615	15U		600	855
BLFS-6815			800	
BLFS-6618	18U		600	988
BLFS-6818			800	
BLFS-6118		1000		
BLFS-6622	22U	600	600	1166
BLFS-6822			800	
BLFS-6122			1000	
BLFS-8822		800	800	
BLFS-8122			1000	
BLFS-6627	27U	600	600	1388
BLFS-6827			800	
BLFS-6127			1000	
BLFS-8827		800	800	
BLFS-8127			1000	
BLFS-6632	32U	600	600	1610
BLFS-6832			800	
BLFS-6132			1000	
BLFS-8832		800	800	
BLFS-8132			1000	
BLFS-6637	37U	600	600	1833
BLFS-6837			800	
BLFS-6137			1000	
BLFS-8837		800	800	
BLFS-8137			1000	
BLFS-6642	42U	600	600	2055
BLFS-6842			800	
BLFS-6142			1000	
BLFS-8842		800	800	
BLFS-8142			1000	
BLFS-8147	47U	800	1000	2277